


# ELECTRONIC LOCK



## DISTINCTIVE FEATURES

- Simple, fast and easy to use
- No key required
- Up to 20 different users
- 4- to 8-digit access codes
- Simplifies access management
- For cabinets and doors




THE IDEAL SOLUTION  
FOR ACCESS MANAGEMENT

# ELECTRONIC LOCK

## COMPATIBLE WITH ROUSSEAU'S PRODUCT LINES

### HEAVY-DUTY AND COMPACT CABINETS



Easy to use, practical and secure, the electronic lock is an invaluable asset for your business. You can use it to manage access to the contents of your drawers and cabinets. It is also compatible with most cabinets and doors manufactured by Rousseau. Because it is battery operated, it will continue to work during a power cut. There are many benefits to using an L50 electronic lock, and the first big one is: no more losing keys!

### NO MORE TIME WASTED FROM LOSING KEYS OR LEAVING THEM AT HOME

What if you forget your access code? It's easy: Simply reprogram the lock and you're back in business! Personnel changes are also easy to manage because you can have up to 20 different users programmed as well as a choice of three access levels (user, supervisor and administrator). You can either standardize codes across all your products or vary them for maximum security. You have complete flexibility to handle all scenarios and requirements.

### WORKSTATIONS

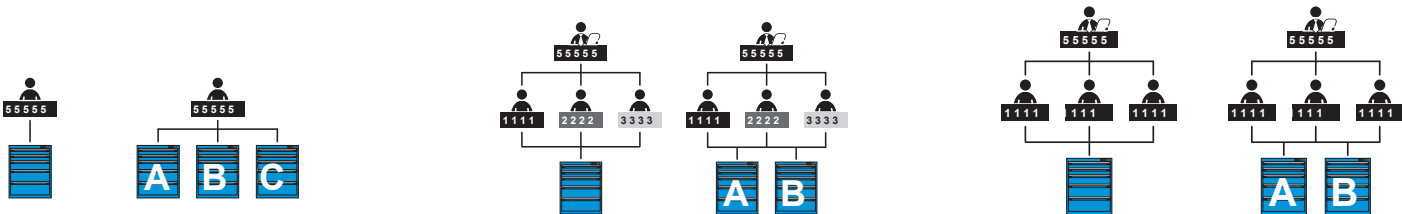


### CLOSED SHELVING



## MULTIPLE WAYS TO MANAGE ACCESS

- Single code for everyone
- Different code for each user
- Supervisor code and different user codes



EASY TO USE, PRACTICAL  
AND SECURE

## FEATURES AND OPERATION


### LOCK FOR DRAWER CABINET

Locks all drawers in R Heavy-Duty Cabinets and L Compact Cabinets



### ACCESS CODE

Code can contain 4-8 digits and/or letters. Up to 20 different codes can be programmed



### UNLOCKING

Turn clockwise to unlock  
Simply return handle to its original position to lock

### LOCK FOR DOOR

Locks swing doors on R Heavy-Duty Cabinets and L Compact Cabinets, Spider® Shelving and flipper doors.



### INDICATOR LIGHTS

Lights indicate current battery life and whether a correct or incorrect code has been entered

### BATTERY

- Indicator light shows current battery life
- Lock shipped with two AAA batteries
- Battery life depends on the type of battery used
- Battery can be replaced without dismantling the mechanism

### REPLACING LOCKS

To replace standard L3 locks on your Rousseau products with electronic locks, please contact Customer Service



## HERE ARE SOME SOLUTIONS


Go to [rousseau.com](http://rousseau.com) for more suggested models.



18" x 21" x 32" L3ABD-2879L50C\*



36" x 24" x 39 1/4" R5BEE-3023\*



48" x 27" x 38" R5KHG-3408



48" x 30" x 76" R5XHG-4012



60" x 30" x 80" R5WH5-2009\*



36" x 27" x 80" TZ-C051P



36" x 24" x 87" SRE3204L50



36" x 24" x 87" SRE3205L50

For more information, contact our representative:



Drawer usable height is one (1) inch less.



\* Drawer compartments are included in these models.

### ROUSSEAU METAL INC.

105, AVENUE DE GASPÉ OUEST  
SAINT-JEAN-PORT-JOLI (QUÉBEC)  
G0R 3G0 CANADA

WEBSITE  
[rousseau.com](http://rousseau.com)

END USERS  
1.866.463.4270  
EMAIL  
[info@rousseau.com](mailto:info@rousseau.com)

DISTRIBUTORS  
1.800.463.4271  
DISTRIBUTORS ACCESS  
[e-rousseau.com](mailto:e-rousseau.com)



7PV01A00  
V01-FE20A