







# STORAGE SYSTEM

—  
FOR MACHINING TOOLS

































































# TABLE OF CONTENTS

<b>TABLE OF CONTENTS</b>	<b>2</b>	<b>WORKSTATION SYSTEM</b>	<b>19</b>
<b>Legend</b>	<b>3</b>	Temporary Storage Workstation. . . . .	19
<b>MACHINING TOOL STORAGE SYSTEM</b>	<b>4</b>	Mobile Workbench . . . . .	19
<b>MACHINING TOOL RACKS</b>	<b>6</b>	Maintenance Workstation with Tool Racks. . . . .	19
Shelving . . . . .	6	Multi-Purpose Workstation . . . . .	20
WM Uprights. . . . .	6		
R Cabinets . . . . .	6	<b>5S STORAGE</b>	<b>21</b>
TekZone Hutch. . . . .	6	Wall-Mounted Panel System . . . . .	21
Mini-Racking . . . . .	6	Drawer Accessories . . . . .	21
 R2V Cabinet . . . . .	6		
 VTZ Cabinet . . . . .	6	<b>MULTITEK CART</b>	<b>22</b>
<b>MOBILE FREESTANDING STATIONS FOR TOOLS</b>	<b>10</b>	Material Handling Cart . . . . .	22
Mobile Freestanding Station for Tools - 36"H . . . . .	10	Maintenance Cart . . . . .	22
Mobile Freestanding Station for Tools - 54"H . . . . .	10	 Preparation and Control Station . . . . .	23
Mobile Repair/Preparation Cabinet for Tools . . . . .	10	Shelf Accessories . . . . .	23
		Drawer Accessories . . . . .	23
<b>STATIONARY STORAGE FOR TOOLS</b>	<b>11</b>		
Freestanding Station for Tools . . . . .	11		
R Cabinet with Tool Drawers. . . . .	11		
Shelving with Drawers . . . . .	12		
Shelving with Adapters . . . . .	12		
 R2V Cabinet . . . . .	13		
 VTZ Cabinet . . . . .	14		
Mini-Racking . . . . .	15		
<b>SPIDER® SHELVING SYSTEM</b>	<b>16</b>		
Open Shelving . . . . .	16		
Closed Shelving . . . . .	16		
<b>Drawers in Shelving</b>	<b>17</b>		
Shelving with 4 Drawers . . . . .	17		
Shelving with 7 Drawers / Roll-Out Shelf . . . . .	17		
Shelving with 8 Drawers . . . . .	17		
<b>Drawer Partitioning</b>	<b>17</b>		
<b>STORAGE CABINETS, STATIONARY AND MOBILE</b>	<b>18</b>		
High-Density Storage Cabinet . . . . .	18		
Multi-Drawer Mobile Cabinet . . . . .	18		

THIS BROCHURE FEATURES  
THE MOST POPULAR MODELS.  
CONTACT US TO FULLY EXPLORE  
A WORLD OF POSSIBILITIES

## LEGEND

You will find various icons throughout this document. This is what they mean:

 Width	 Starter	 Plastic Laminated Surfaces	 MultiTek Roll-Out Shelf
 Depth	 Add-On	 True One-Drawer-at-a-Time System	 MultiTek Shelf Quantity
 Height	 SR Perforated Post	 Integrated Lock-In Mechanism	 No Tool Tray
 Capacity	 SH Smooth Finish Post	 Econo Lock-In Mechanism	 Tool Tray Quantity
 Drawers	 Welded Upright	 Central Lock	 Blank Tool Tray
 Drawer Compartments	 Shelves	 L3 Lock	 VTZ Vertical Drawers
 Drawer Bank	 Adjustable Shelves	 LC Lock	 R2V Vertical Drawers
 Multi-Drawer Banks	 Shelf Dividers	 15A Electrical Outlets	 New product
 Upper Bank	 Platform Levels	 Quantity	
 Left Bank	 Steel Decking	 No Tool Racks	
 Right Bank	 Wire Mesh Decking	 Tool Rack Quantity	
 R2V Vertical Drawer System	 PVC Decking Levels	 Blank Tool Rack	
 VTZ Vertical Drawer System	 Blank PVC Decking	 Tool Rack Quantity	
 Roll-Out Shelves	 Casters	 Maximum Tool Quantity	
 Open Shelving	 Laminated Wood Surfaces	 No Doors	
 Starter	 Stainless Steel Surfaces	 Solid Doors	
 Add-On	 Painted Steel Surfaces	 Polycarbonate Doors	
 Closed Shelving	 Painted Steel Surfaces With Rubber Mat	 MultiTek Shelf	

# MACHINING TOOL STORAGE SYSTEM

Rousseau's machining tool storage system has been designed to provide maximum protection for your tools while offering optimal storage.

With its original two-level design, the tool rack offers improved support and excellent stability by preventing tools from falling out, even in an inclined position. The tool rack surface is made of sturdy PVC and protects tools against blows, corrosion and spattering molten metal, while allowing for coolant drainage and limiting contact surfaces with the tool.

The tool rack has perforations for Taper, Straight, Sandvik Capto, HSK, KM and VDI tools. The tool rack is also available without perforations.







# MACHINING TOOL RACKS

The tool rack seamlessly integrates into all Rousseau product lines. Its distinctive advantage lies in the rack's resistant PVC extruded design. It can withstand blows and corrosion while allowing fluids to drain away, which prolongs the life of your tools. In addition, the racks feature a tool labeling area for quick and easy identification.

With Rousseau tool racks, you reduce your purchase and refurbishing costs.

## SHELVING

Compatible with the following Spider® Shelving: 30"W × 24"D, 36"W × 18"D and 36"W × 24"D with NC51 adapters

## WM UPRIGHTS

Installs in 28"W and 34"W WM11, WMA and WM35 frames with NC50 adapters

## R CABINET

Compatible with the following RF31/RF32/RF33/RF34/RF35/RF36 modular drawers: 30"W × 21"D, 36"W × 18"D, 30"W × 24"D, 36"W × 24"D, 30"W × 27"D with NC54 adapters

## TEKZONE HUTCH AND MULTITEK CART

Attaches to TekZone Hutch rear utility panels at the desired height

The 23" wide version can be installed on the MultiTek cart by using the RV11 uprights

## MINI-RACKING

PVC decks for Mini-Racking for 48"W, 60"W and 72"W  
Mini-Racking levels available: NC33 and NC34

## R2V CABINET

Installs in 24"D and 27"D RL31 drawers. Two wide racks can be placed in 11"W drawers and wider

## VTZ CABINET

Installs in 44"D NC60 drawers

SHELVING - WM UPRIGHTS AND FRAMES - CABINETS

DIMENSIONS	30"W TOOL RACK		36"W TOOL RACK	
C/C DIMENSIONS	28" C/C		34" C/C	
ACTUAL DIMENSIONS	25 1/4"W × 5"D × 8 1/8"H		31 1/4"W × 5"D × 8 1/8"H	
TOOL TYPE	PRODUCT NO.	NO. OF HOLES	PRODUCT NO.	NO. OF HOLES
Blank rack	NC10-3000	—	NC10-3600	—
Taper 30	NC12-3001	10	NC12-3601	12
Taper 40	NC12-3003	7	NC12-3603	9
Taper 45	NC12-3004	6	NC12-3604	7
Taper 50	NC12-3005	5	NC12-3605	6
3/4" Straight	NC12-3010	20	NC12-3610	26
1" Straight	NC12-3011	20	NC12-3611	26
1 1/4" Straight	NC12-3013	20	NC12-3613	26
1 1/2" Straight	NC12-3015	8	NC12-3615	10
1 3/4" Straight	NC12-3016	8	NC12-3616	10
2" Straight	NC12-3018	6	NC12-3618	7
2 1/4" Straight	NC12-3019	6	NC12-3619	7
2 1/2" Straight	NC12-3021	6	NC12-3621	7
C3 Sandvik Capto	NC12-3030	22	NC12-3630	26
C4 Sandvik Capto	NC12-3031	22	NC12-3631	26
C5 Sandvik Capto	NC12-3032	10	NC12-3632	12
C6 Sandvik Capto	NC12-3033	7	NC12-3633	9
C8 Sandvik Capto	NC12-3034	6	NC12-3634	7
HSK 25 (A-C-E)	NC12-3040	22	NC12-3640	26
HSK 32 (A-C-E)	NC12-3041	22	NC12-3641	26
HSK 40 (A-C-E)	NC12-3042	22	NC12-3642	26
HSK 50 (A-C-E)	NC12-3043	10	NC12-3643	12
HSK 63 (A-C-E)	NC12-3044	7	NC12-3644	9
HSK 80 (A-C-E)	NC12-3045	5	NC12-3645	6
HSK 100 (A-C-E)	NC12-3046	4	NC12-3646	5
32 KM	NC12-3050	22	NC12-3650	26
40 KM	NC12-3051	22	NC12-3651	26
50 KM	NC12-3052	10	NC12-3652	12
63 KM	NC12-3053	7	NC12-3653	9
80 KM	NC12-3054	5	NC12-3654	6
VDI 30 mm	NC12-3060	6	NC12-3660	7
VDI 40 mm	NC12-3061	5	NC12-3661	6
VDI 50 mm	NC12-3062	4	NC12-3662	5



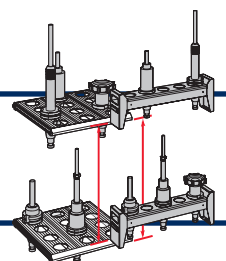
NC12



NC10

### IMPORTANT

Refer to technical guide N50 for recommended layouts based on tool height and intended use.




NOTE: All our racks are available in a perforated and blank version. The number of tools that a tool rack can hold varies according to tool diameter and the length of extruded surfaces. The number of holes specified in the table indicates the number of perforations per extruded surface.

TEKZONE HUTCH - MULTITEK CART					MINI-RACKING					
DIMENSIONS		23"W TOOL RACK		29"W TOOL RACK						
ACTUAL DIMENSIONS		23"W×5"D×4"H		29"W×5"D×4"H						
TOOL TYPE	PRODUCT NO.	NO. OF HOLES	PRODUCT NO.	NO. OF HOLES	PRODUCT NO.	NO. OF HOLES	PRODUCT NO.	NO. OF HOLES	TOOL CODE*	
Blank rack	NC14-2300	—	NC14-2900	—	NC30-1800	—	NC30-2400	—	00	
Taper 30	NC15-2301	10	NC15-2901	12	NC31-1801	8	NC31-2401	10	01	
Taper 40	NC15-2303	7	NC15-2903	9	NC31-1803	7	NC31-2403	9	03	
Taper 45	NC15-2304	6	NC15-2904	7	NC31-1804	4	NC31-2404	5	04	
Taper 50	NC15-2305	5	NC15-2905	6	NC31-1805	4	NC31-2405	5	05	
¾" Straight	NC15-2310	20	NC15-2910	26	NC31-1810	14	NC31-2410	18	10	
1" Straight	NC15-2311	20	NC15-2911	26	NC31-1811	14	NC31-2411	18	11	
1¼" Straight	NC15-2313	20	NC15-2913	26	NC31-1813	14	NC31-2413	18	13	
1½" Straight	NC15-2315	8	NC15-2915	10	NC31-1815	5	NC31-2415	7	15	
1¾" Straight	NC15-2316	8	NC15-2916	10	NC31-1816	5	NC31-2416	7	16	
2" Straight	NC15-2318	6	NC15-2918	7	NC31-1818	4	NC31-2418	5	18	
2¼" Straight	NC15-2319	6	NC15-2919	7	NC31-1819	4	NC31-2419	5	19	
2½" Straight	NC15-2321	6	NC15-2921	7	NC31-1821	4	NC31-2421	5	21	
C3 Sandvik Capto	NC15-2330	22	NC15-2930	26	NC31-1830	18	NC31-2430	24	30	
C4 Sandvik Capto	NC15-2331	22	NC15-2931	26	NC31-1831	18	NC31-2431	24	31	
C5 Sandvik Capto	NC15-2332	10	NC15-2932	12	NC31-1832	7	NC31-2432	9	32	
C6 Sandvik Capto	NC15-2333	7	NC15-2933	9	NC31-1833	7	NC31-2433	9	33	
C8 Sandvik Capto	NC15-2334	6	NC15-2934	7	NC31-1834	4	NC31-2434	5	34	
HSK 25 (A-C-E)	NC15-2340	22	NC15-2940	26	NC31-1840	18	NC31-2440	24	40	
HSK 32 (A-C-E)	NC15-2341	22	NC15-2941	26	NC31-1841	18	NC31-2441	24	41	
HSK 40 (A-C-E)	NC15-2342	22	NC15-2942	26	NC31-1842	18	NC31-2442	24	42	
HSK 50 (A-C-E)	NC15-2343	10	NC15-2943	12	NC31-1843	8	NC31-2443	10	43	
HSK 63 (A-C-E)	NC15-2344	7	NC15-2944	9	NC31-1844	5	NC31-2444	7	44	
HSK 80 (A-C-E)	NC15-2345	5	NC15-2945	6	NC31-1845	4	NC31-2445	5	45	
HSK 100 (A-C-E)	NC15-2346	4	NC15-2946	5	NC31-1846	3	NC31-2446	4	46	
32 KM	NC15-2350	22	NC15-2950	26	NC31-1850	18	NC31-2450	24	50	
40 KM	NC15-2351	22	NC15-2951	26	NC31-1851	18	NC31-2451	24	51	
50 KM	NC15-2352	10	NC15-2952	12	NC31-1852	8	NC31-2452	10	52	
63 KM	NC15-2353	7	NC15-2953	9	NC31-1853	5	NC31-2453	7	53	
80 KM	NC15-2354	5	NC15-2954	6	NC31-1854	4	NC31-2454	5	54	
VDI 30 mm	NC15-2360	6	NC15-2960	7	NC31-1860	7	NC31-2460	9	60	
VDI 40 mm	NC15-2361	5	NC15-2961	6	NC31-1861	4	NC31-2461	5	61	
VDI 50 mm	NC15-2362	4	NC15-2962	5	NC31-1862	3	NC31-2462	4	62	



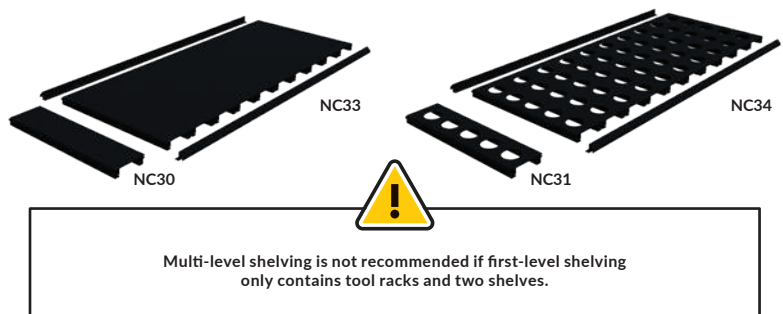
NC15



NC14

UPRIGHT ASSEMBLY DEPTHS	TYPE OF SURFACE	UNIT WIDTH		BEAM WIDTH	
		6"	48"	60"	72"
18"	Blank	NC30-1800	NC33-481800	NC33-601800	NC33-721800
	Perforated	NC31-18_*	NC34-4818_*	NC34-6018_*	NC34-7218_*
24"	Blank	NC30-2400	NC33-482400	NC33-602400	NC33-722400
	Perforated	NC31-24_*	NC34-4824_*	NC34-6024_*	NC34-7224_*

NOTE: \* Please add the tool code specified in the Mini-Racking table to complete the perforated surface product number you have selected.




# R2V CABINET




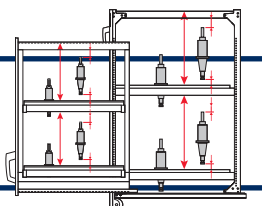
# VTZ CABINET



24"D TOOL RACK			27"D TOOL RACK			44"D TOOL RACK		
5"W × 19"D × 2½"H			5"W × 22"D × 2½"H			5½"W × 30"D × 3½"H		
TOOL TYPE	PRODUCT NO.	NO. OF HOLES	PRODUCT NO.	NO. OF HOLES		PRODUCT NO.	NO. OF HOLES	
Blank rack	NC73-2400	—	NC73-2700	—		NC64-0704400	—	
Taper 30	NC74-2401	8	NC74-2701	10		NC64-0704401	15	
Taper 40	NC74-2403	6	NC74-2703	7		NC64-0704403	11	
Taper 45	NC74-2404	5	NC74-2704	6		NC64-0704404	9	
Taper 50	NC74-2405	4	NC74-2705	5		NC64-0704405	7	
¾" Straight	NC74-2410	18	NC74-2710	20		NC64-0704410	32	
1" Straight	NC74-2411	18	NC74-2711	20		NC64-0704411	32	
1¼" Straight	NC74-2413	18	NC74-2713	20		NC64-0704413	32	
1½" Straight	NC74-2415	7	NC74-2715	8		NC64-0704415	13	
1¾" Straight	NC74-2416	7	NC74-2716	8		NC64-0704416	13	
2" Straight	NC74-2418	5	NC74-2718	6		NC64-0704418	9	
2¼" Straight	NC74-2419	5	NC74-2719	6		NC64-0704419	9	
2½" Straight	NC74-2421	5	NC74-2721	6		NC64-0704421	9	
C3 Sandvik Capto	NC74-2430	18	NC74-2730	20		NC64-0704430	32	
C4 Sandvik Capto	NC74-2431	18	NC74-2731	20		NC64-0704431	32	
C5 Sandvik Capto	NC74-2432	8	NC74-2732	10		NC64-0704432	15	
C6 Sandvik Capto	NC74-2433	6	NC74-2733	7		NC64-0704433	11	
C8 Sandvik Capto	NC74-2434	5	NC74-2734	6		NC64-0704434	9	
HSK 25 (A-C-E)	NC74-2440	18	NC74-2740	20		NC64-0704440	32	
HSK 32 (A-C-E)	NC74-2441	18	NC74-2741	20		NC64-0704441	32	
HSK 40 (A-C-E)	NC74-2442	18	NC74-2742	20		NC64-0704442	32	
HSK 50 (A-C-E)	NC74-2443	8	NC74-2743	10		NC64-0704443	15	
HSK 63 (A-C-E)	NC74-2444	6	NC74-2744	7		NC64-0704444	11	
HSK 80 (A-C-E)	NC74-2445	4	NC74-2745	5		NC64-0704445	7	
HSK 100 (A-C-E)	NC74-2446	3	NC74-2746	4		NC64-0704446	6	
32 KM	NC74-2450	18	NC74-2750	20		NC64-0704450	32	
40 KM	NC74-2451	18	NC74-2751	20		NC64-0704451	32	
50 KM	NC74-2452	8	NC74-2752	9		NC64-0704452	15	
63 KM	NC74-2453	6	NC74-2753	7		NC64-0704453	11	
80 KM	NC74-2454	4	NC74-2754	5		NC64-0704454	7	
VDI 30 mm	NC74-2460	5	NC74-2760	6		NC64-0704460	9	
VDI 40 mm	NC74-2461	4	NC74-2761	5		NC64-0704461	8	
VDI 50 mm	NC74-2462	3	NC74-2762	4		NC64-0704462	6	



**IMPORTANT**  
Refer to technical guide N50 for recommended layouts based on tool height and intended use.









# MOBILE STORAGE FOR TOOLS







Rousseau mobile freestanding stations are designed to optimize your task changes. They make it easy for you to move to a different location while properly protecting your tools.

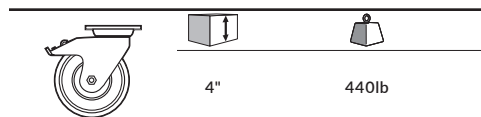
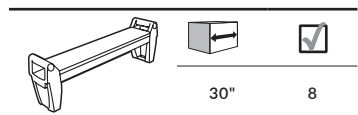
The mobile stations have ultra-quiet and smooth-rolling polyurethane casters that glide easily even on floors scattered with metal fragments or on greasy surfaces.

The rack's PVC surface protects tools against impacts, corrosion and spattering molten metal. The racks are also tilted 20° for easy handling and access to tools.



**MOBILE FREESTANDING STATION FOR TOOLS - 36"H**







				
32"	27"	41¼"		
	Taper 40		56	NCW0100
	Taper 50		40	NCW0101
	HSK 50		80	NCW0102
	HSK 63		56	NCW0103
	50 KM		80	NCW0104
	63 KM		56	NCW0105
			-	NCW0106
			0	NCW0109

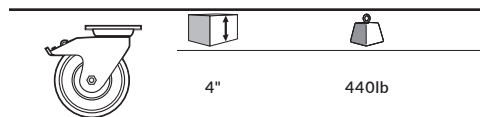
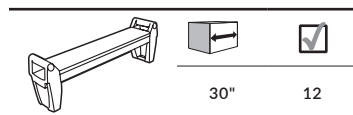


- Includes a shelf with aluminum handle for easier maneuverability
- Ideal for handling tools



**MOBILE FREESTANDING STATION FOR TOOLS - 54"H**







				
32"	27"	59¼"		
	Taper 40	84		NCW0216
	Taper 50	60		NCW0217
	HSK 50	120		NCW0218
	HSK 63	84		NCW0219
	50 KM	120		NCW0220
	63 KM	84		NCW0221
		-		NCW0222
		0		NCW0229

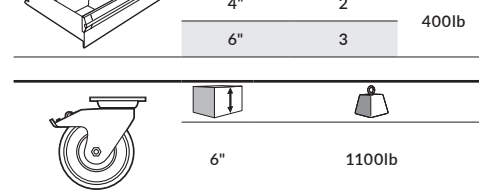
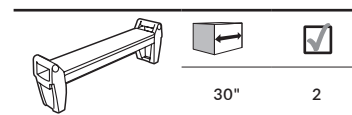


- Includes an aluminum handle for easier maneuverability and a document holder
- For transporting a large number of tools from A to B



**MOBILE REPAIR/PREPARATION CABINET FOR TOOLS**

			
36"	24"	61 ½"	
Taper 40	14	NCM8121	
Taper 50	10	NCM8131	
HSK 50	20	NCM8141	
HSK 63	14	NCM8151	
50 KM	20	NCM8161	
63 KM	14	NCM8171	
	-	NCM8181	
	0	NCM8191	



- Superior-quality casters for easier maneuverability
- Easy and safe transportation of tools



Maximum load capacity: 1,200lb, evenly distributed

# STATIONARY STORAGE FOR TOOLS







Whether you want to store specialized metalworking equipment (e.g., drill bits, collets, punches, tool holders) or standard tools (e.g., pliers, files, wrenches, sockets), Rousseau offers a wide range of solutions: freestanding stations, modular cabinets, shelving with drawers, R2V cabinet, VTZ cabinet, Mini-Racking, and much more. All these options allow you to find the solution that best meets your specific requirements.

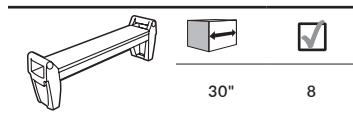
Our range of stationary storage provides effective protection against the kind of corrosion and premature wear that results from unsuitable storage.

Your tools are precious; let Rousseau help you protect them!



## FREESTANDING STATION FOR TOOLS - 54"H

			
32"	27"	54"	
Taper 40	56	NCW0247	
Taper 50	40	<a href="#">NCW0248</a>	
HSK 50	80	NCW0249	
HSK 63	56	NCW0250	
50 KM	80	NCW0251	
63 KM	56	NCW0252	
	-	NCW0258	
	0	NCW0259	





















- Includes 2 plastic bin rails, 2 tiltable shelves and 6 partial dividers
- Keeps your tools safe, secure and within easy reach

NOTE: Red plastic bins are not available from Rousseau.












## R CABINET WITH TOOL DRAWERS

				
<hr/>				
				
	30"	7"	3	12






						
30"	27"	60"				
Taper 40		84		NCM0011	NCM0012	NCM0013
Taper 50		60		NCM0061	NCM0062	NCM0063
HSK 50		120		NCM0111	NCM0112	NCM0113
HSK 63		84		NCM0161	NCM0162	NCM0163
50 KM		120		NCM0211	NCM0212	NCM0213
63 KM		84		NCM0261	NCM0262	NCM0263
		-		NCM0945	NCM0946	NCM0947
		0		NCM0091	NCM0092	NCM0093

36"	24"	60"	MAX	36"	7"	3 <td>12</td> <td>400lb</td>	12	400lb
-----	-----	-----	-----	-----	----	------------------------------	----	-------

						
36"	24"	60"				
Taper 40	108	NCM0017		NCM0018		NCM0019
Taper 50	72	NCM0067		NCM0068		NCM0069
HSK 50	144	NCM0117		NCM0118		NCM0119
HSK 63	108	NCM0167		NCM0168		NCM0169
50 KM	144	NCM0217		NCM0218		NCM0219
63 KM	108	NCM0267		NCM0268		NCM0269
	-	NCM0949		NCM0950		NCM0951
	0	NCM0097		NCM0098		NCM0099




NOTE: If your tool type is not listed in these tables, see page 6 or contact Customer Service.

Diagram illustrating the height of the cabinet and the height of the shelves. The cabinet is shown with three shelves. The height of the cabinet is labeled 4-5. The height of the shelves is labeled 1 c/c.

					
30"	3"	1	-		
	4"	2	-		400lb
	7"	2	8		

- 



		
	36"	9

-



## R2V CABINET FOR NC TOOLS

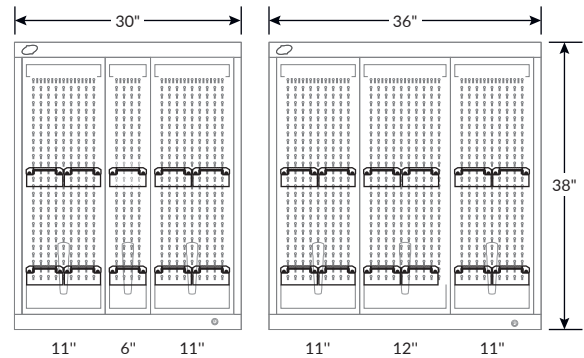
With an R2V storage cabinet you can use the vertical space you have available, which frees up more floor space.

The trays can be adjusted vertically and horizontally in 1" increments c/c to accommodate the height of your tools, and they can support a load of 100lb. Each drawer opens fully and has a 200lb. load capacity.



							MAX
Taper 40	30"	24"	38"	10	60	NCLDE-380301L3A	
		27"	38"	10	70	NCLDG-380301L3A	
	36"	24"	38"	12	72	NCLEE-380301L3A	
		27"	38"	12	84	NCLEG-380301L3A	
Taper 50	30"	24"	38"	10	40	NCLDE-380501L3A	
		27"	38"	10	50	NCLDG-380501L3A	
	36"	24"	38"	12	48	NCLEE-380501L3A	
		27"	38"	12	60	NCLEG-380501L3A	
HSK 50	30"	24"	38"	10	80	NCLDE-384301L3A	
		27"	38"	10	100	NCLDG-384301L3A	
	36"	24"	38"	12	96	NCLEE-384301L3A	
		27"	38"	12	120	NCLEG-384301L3A	
HSK 63	30"	24"	38"	10	60	NCLDE-384401L3A	
		27"	38"	10	70	NCLDG-384401L3A	
	36"	24"	38"	12	72	NCLEE-384401L3A	
		27"	38"	12	84	NCLEG-384401L3A	
50 KM	30"	24"	38"	10	80	NCLDE-385201L3A	
		27"	38"	10	90	NCLDG-385201L3A	
	36"	24"	38"	12	96	NCLEE-385201L3A	
		27"	38"	12	108	NCLEG-385201L3A	
63 KM	30"	24"	38"	10	60	NCLDE-385301L3A	
		27"	38"	10	70	NCLDG-385301L3A	
	36"	24"	38"	12	72	NCLEE-385301L3A	
		27"	38"	12	84	NCLEG-385301L3A	
	30"	24"	38"	0	-	RL-5HDE38008NA	
		27"	38"	0	-	RL-5HDG38008NA	
	36"	24"	38"	0	-	RL-5HEE38008NA	
		27"	38"	0	-	RL-5HEG38008NA	
	30"	24"	38"	10	0	NCLDE-380001L3A	
		27"	38"	10	0	NCLDG-380001L3A	
	36"	24"	38"	12	0	NCLEE-380001L3A	
		27"	38"	12	0	NCLEG-380001L3A	

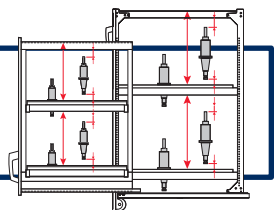
For additional tool trays, [see page 8](#).



The R2V cabinet must be installed on top of an R cabinet of the same width.


### IMPORTANT

Refer to technical guide N50 for recommended layouts based on tool height and intended use.



## VTZ VERTICAL STORAGE FOR TOOLS

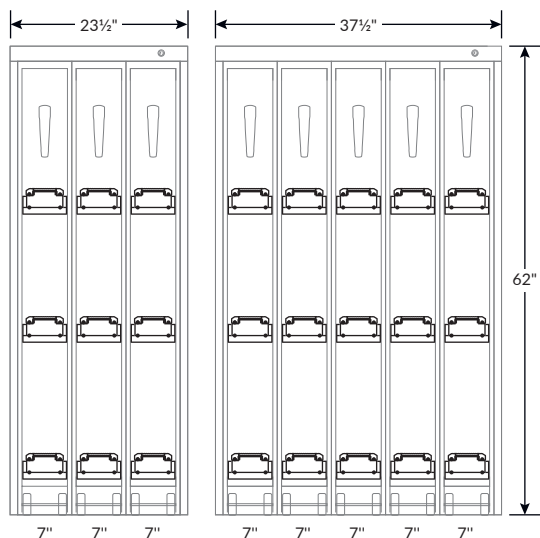
The VTZ (Vertical Tool Zone) can be used to store lots of tools in a relatively small floor area. Each of the drawers features a floor rolling system that supports a 1,000lb. load. The NC trays can be adjusted vertically in  $\frac{3}{4}$ " increments c/c to accommodate the height of your tools.



L3 Lock



LC Latch



NCV- ... L3



NCV- ... LC

Taper 40	23 1/2"	44"	62"	3	9	99		NCV-AH620301__
	37 1/2"	44"	62"	5	15	135		NCV-GH620301__
Taper 50	23 1/2"	44"	62"	3	9	63		NCV-AH620501__
	37 1/2"	44"	62"	5	15	105		NCV-GH620501__
HSK 50	23 1/2"	44"	62"	3	9	135		NCV-AH624301__
	37 1/2"	44"	62"	5	15	225		NCV-GH624301__
HSK 63	23 1/2"	44"	62"	3	9	99		NCV-AH624401__
	37 1/2"	44"	62"	5	15	135		NCV-GH624401__
50 KM	23 1/2"	44"	62"	3	9	135		NCV-AH625201__
	37 1/2"	44"	62"	5	15	225		NCV-GH625201__
63 KM	23 1/2"	44"	62"	3	9	99		NCV-AH625301__
	37 1/2"	44"	62"	5	15	135		NCV-GH625301__
	23 1/2"	44"	62"	3	0	-		NCV-AI629901__
	37 1/2"	44"	62"	5	0	-		NCV-GH629901__
	23 1/2"	44"	62"	3	9	0		NCV-AH620001__
	37 1/2"	44"	62"	5	15	0		NCV-GH620001__

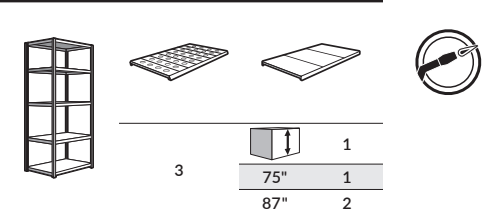
For additional tool trays, [see page 8](#).



Designed so it can be moved with a pallet truck or forklift.  
The cabinet must be moved without any load in the drawers.

MINI-RACKING FOR TOOLS

With a wide range of dimensions and options available, industrial-quality Rousseau Mini-Racking units offer an efficient way to store bulky items in a scalable system that easily adapts to specific needs. Easy to assemble and built to last, the Spider® Mini-Racking System is ideal for high-density storage of your tools. For example, the option shown here provides quick access to your tools from both the front and rear.



			TAPER 40	TAPER 50	HSK 50	HSK 63	50 KM	63 KM		
		75"	NCS6001	NCS6021	NCS6031	NCS6041	NCS6051	NCS6061	NCS6011	NCS6191
		87"	NCS6002	NCS6022	NCS6032	NCS6042	NCS6052	NCS6062	NCS6012	NCS6192
18"			210	120	240	150	240	150	-	0
60"		75"	NCS6003	NCS6023	NCS6033	NCS6043	NCS6053	NCS6063	NCS6013	NCS6193
		87"	NCS6004	NCS6024	NCS6034	NCS6044	NCS6054	NCS6064	NCS6014	NCS6194
24"			270	150	300	210	300	210	-	0
		75"	NCS6005	NCS6025	NCS6035	NCS6045	NCS6055	NCS6065	NCS6015	NCS6195
		87"	NCS6006	NCS6026	NCS6036	NCS6046	NCS6056	NCS6066	NCS6016	NCS6196
72"			250	144	288	180	288	180	-	0
		75"	NCS6007	NCS6027	NCS6037	NCS6047	NCS6057	NCS6067	NCS6017	NCS6197
		87"	NCS6008	NCS6028	NCS6038	NCS6048	NCS6058	NCS6068	NCS6018	NCS6198
24"			324	180	360	252	360	252	-	0



# SPIDER® SHELVING SYSTEM

Quick to assemble and built for heavy-duty industrial use, the Spider® Shelving System meets all your storage needs. With multiple depth and height combinations to choose from, combined with a wide range of accessories, you can build a layout that will meet both your current and future needs. Assembly is easy: The shelves attach to the posts with four compression clips, so changing the layout is a quick and simple process.

There are many possible configurations. Contact Customer Service for a customized solution.

## OPEN SHELVING

		SR ...	SH ...	S ... E ...	S ... B ...	5-8	1 c/c	
36"	18"	75"	S_ _ 1002	S_ _ 1008	S_ _ 1014	S_ _ 1020	800lb	
		87"	S_ _ 1005	S_ _ 1011	S_ _ 1017	S_ _ 1023	800lb	
	24"	75"	S_ _ 1003	S_ _ 1009	S_ _ 1015	S_ _ 1021	625lb	
		87"	S_ _ 1006	S_ _ 1012	S_ _ 1018	S_ _ 1024	625lb	
48"	18"	75"	S_ _ 1032	S_ _ 1038	S_ _ 1044	S_ _ 1050	575lb	
		87"	S_ _ 1035	S_ _ 1041	S_ _ 1047	S_ _ 1053	575lb	
	24"	75"	S_ _ 1033	S_ _ 1039	S_ _ 1045	S_ _ 1051	600lb	
		87"	S_ _ 1036	S_ _ 1042	S_ _ 1048	S_ _ 1054	600lb	



## CLOSED SHELVING

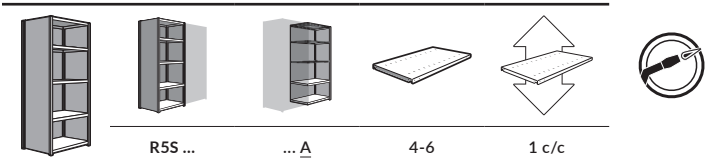
		SR ...	SH ...	S ... E ...	S ... B ...	5-8	1 c/c	
36"	18"	75"	S_ _ 2002	S_ _ 2008	S_ _ 2014	S_ _ 2020	800lb	
		87"	S_ _ 2005	S_ _ 2011	S_ _ 2017	S_ _ 2023	800lb	
	24"	75"	S_ _ 2003	S_ _ 2009	S_ _ 2015	S_ _ 2021	625lb	
		87"	S_ _ 2006	S_ _ 2012	S_ _ 2018	S_ _ 2024	625lb	
48"	18"	75"	S_ _ 2032	S_ _ 2038	S_ _ 2044	S_ _ 2050	575lb	
		87"	S_ _ 2035	S_ _ 2041	S_ _ 2047	S_ _ 2053	575lb	
	24"	75"	S_ _ 2033	S_ _ 2039	S_ _ 2045	S_ _ 2051	600lb	
		87"	S_ _ 2036	S_ _ 2042	S_ _ 2048	S_ _ 2054	600lb	





SHELVING WITH DRAWERS

By choosing shelving with drawers, you can store both small and bulky items in the same unit, which means you are maximizing use of your available floor space.



SHELVING WITH 4 DRAWERS

36"	18"	75"	5	R5SEC-751801_	
		87"	6	R5SEC-871801_	
	24"	75"	5	R5SEE-751801_	
		87"	6	R5SEE-871801_	
48"	18"	75"	5	R5SHC-751801_	
		87"	6	R5SHC-871801_	
	24"	75"	5	R5SHE-751801_	
		87"	6	R5SHE-871801_	

4"	3	400lb		
6"	1			

SHELVING WITH 7 DRAWERS /  
ROLL-OUT SHELF

36"	18"	75"	4	R5SEC-754809_	
		87"	5	R5SEC-874809_	
	24"	75"	4	R5SEE-754809_	
		87"	5	R5SEE-874809_	
48"	18"	75"	4	R5SHC-754809_	
		87"	5	R5SHC-874809_	
	24"	75"	4	R5SHE-754809_	
		87"	5	R5SHE-874809_	

3"	2	400lb		
4"	3			
6"	2			

6"	1	400lb		

SHELVING WITH 8 DRAWERS

36"	18"	75"	4	R5SEC-754801_	
		87"	5	R5SEC-874801_	
	24"	75"	4	R5SEE-754801_	
		87"	5	R5SEE-874801_	
48"	18"	75"	4	R5SHC-754801_	
		87"	5	R5SHC-874801_	
	24"	75"	4	R5SHE-754801_	
		87"	5	R5SHE-874801_	

6"	8	400lb		



Shelving with drawers must be anchored to the floor.

DRAWER PARTITIONING

	36"	18"	36"	24"	48"	18"	48"	24"
3" - 5"		24		30		32		40
6" - 8"		8		12		10		15

NOTE: For drawers without compartments, replace the last two digits of the product number with the next even number up.

e.g.: R5SEC-751801 With  
R5SEC-751802 Without

# STORAGE CABINETS, STATIONARY AND MOBILE

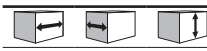
Rousseau's modular cabinets boast a heavy-duty and distinct design that is ideal for all environments. They are market-leading products thanks to the wide range of dimensions and accessories available, their modular design and, above all, their durability. The drawers have a load capacity of 400lb. each and can be opened to full extension. Each drawer comes subdivided.




**LIFETIME WARRANTY**  
The Rousseau drawer rolling mechanism is covered by a lifetime warranty.

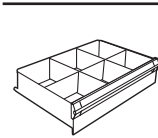







## HIGH-DENSITY STORAGE CABINET



48"   24"   60"





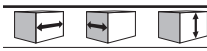
	3"	1
	5"	1
	6"	3
	8"	2
	12"	1

400lb


- Designed for intensive use, the R Cabinet is perfect for storing tools and parts of all sizes.

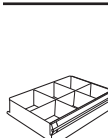





## MULTI-DRAWER MOBILE CABINET



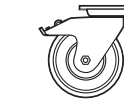
48"   24"   37 1/2"





	48"	4"	1
	18"	3"	4
		4"	1
		5"	1
	30"	3"	4
		9"	1

400lb



6"   1100lb

- Superior-quality casters for easier maneuverability

# WORKSTATION SYSTEM

We have the perfect customized solution whether you are looking for basic stationary or mobile workstations with or without storage space, or a more comprehensive workstation with multiple accessories.







You will love the versatility of our workstations and their ability to evolve along with your business needs by simply adding accessories, such as LED lights, riser shelves, power feed panels, 5S panels and

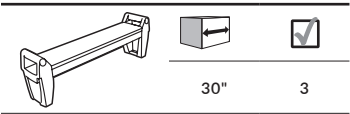
various holders. With multiple dimension combinations to choose from, you can create a completely customized space that meets the highest standards for ergonomics, safety and security.









And with tool racks installed on WM uprights, you will always have your numerical control tools within easy reach.



## MAINTENANCE WORKSTATION WITH TOOL RACKS







			
60"	30"	82"	
Taper 40	21	NCW0582	
Taper 50	15	<a href="#">NCW0584</a>	
HSK 50	30	NCW0586	
HSK 63	21	NCW0588	
50 KM	30	NCW0590	
63 KM	21	NCW0592	
	-	NCW0096	
	0	NCW0598	

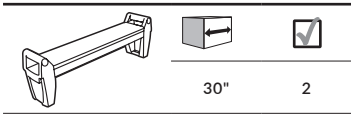


			
			
18"	21"	3"	2
		6"	3
			100lb

- Includes 1 LED light, 1 power outlet channel, 1 utility panel, 10 hooks and 2 tiltable shelves
- Ideal for sharpening, calibration and swapping out tools








## TEMPORARY STORAGE WORKSTATION

			
60"	30"	58"	
Taper 40	14	NCW0622	
Taper 50	10	<a href="#">NCW0627</a>	
HSK 50	20	NCW0632	
HSK 63	14	NCW0637	
50 KM	20	NCW0642	
63 KM	14	NCW0647	
	-	NCW0621	
	0	NCW0629	



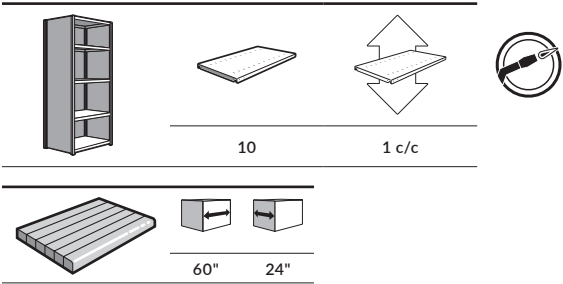
- Includes a painted steel shelf and stringer
- Ideal for daily tasks like tool and parts handling and data processing

## MOBILE WORKBENCH








			
60"	30"	35 1/2"	WSW1031
			
<hr/>			
			
	4"	440lb	









- For moving your workbench near to machining stations








MULTI-PURPOSE WORKSTATION

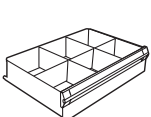







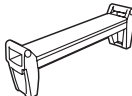


Shelving with drawers must be anchored to the floor.

				TAPER 40	TAPER 50	HSK 50	HSK 63	50 KM	63 KM		
120"	24"	87"	8	NCS8004	NCS8013	NCS8023	NCS8033	NCS8043	NCS8053	NCS8074	NCS8094
				91	65	130	91	130	91	-	0

							
	30"	3"	1	400lb		30"	13
	4"	2					
	7"	2					
	9"	1					

				TAPER 40	TAPER 50	HSK 50	HSK 63	50 KM	63 KM		
132"	24"	87"	8	NCS8005	NCS8015	NCS8025	NCS8035	NCS8045	NCS8055	NCS8075	NCS8095
				108	72	144	108	144	108	-	0


					
	3"	4"	7"	9"	
	1	2	2	1	
	36"	400lb			

		
	36"	13



Over the years, Rousseau has developed many different storage solutions to meet the standards of the 5S methodology. The aim of this Japanese technique is to continuously improve the work environment. It is designed to achieve better organization and an efficient work environment by ensuring each tool is in the right place, easy to find and well identified.

Furthermore, the storage solutions we offer help you to improve work conditions and morale for employees by reducing the time and energy they spend on unproductive tasks.




WALL-MOUNTED PANEL SYSTEM




Rousseau's 5S multi-purpose panel system can be used to store a broad range of items of different sizes, shapes and weights on a single surface.

Wall-Mounted Utility Panel

16"	18"	WM57-1618
	24"	WM57-1624
	36"	WM57-1636
	48"	WM57-1648
	72"	WM57-1672
24"	18"	WM57-2418
	24"	WM57-2424
	36"	WM57-2436
	48"	WM57-2448
	72"	WM57-2472

Heavy-Duty Hooks

TYPE	DIMENSION	PRODUCT NO.	 50 lb
Square	6"	WM9A-06	
	12"	WM9A-12	
Round	6"	WM9B-06	
	12"	WM9B-12	




Light-Duty Hooks

TYPE / PACKAGE	DIMENSION	PRODUCT NO.
Straight hooks / 20	1 ½"D	WM9F-150
Single hooks / 20	1 ½" dia.	WM9G-150
Single hooks / 20	2" dia.	WM9G-200
Double back single hooks / 10	3"D	WM9H-03
Double back single hooks / 10	5"D	WM9H-05
Double back double hooks / 10	3"D	WM9J-03
Double back double hooks / 10	5"D	WM9J-05
Drill holder / 1	5"W x 3 ½"D	WM9L-01

DRAWER ACCESSORIES

We offer a wide variety of drawer accessories that integrate with each other to help you organize and locate small parts.

TYPE	PRODUCT NO.
Front to Back Partition	RG00
Left to Right Partition	RG01
Drawer Dividers	RG10
Label Holder	RG51
Plastic Bins	RG20
Plastic Bin Partition / Divider	RG22 / RG24
Label Holder for Plastic Bins	RG52
Foam for Tools	RG42
Groove Trays	RG35 / RG36 / RG39
Handle Protector	RF70



MULTITEK CART

The MultiTek Cart provides an ergonomic way to transport and handle items and tools of different sizes. Lightweight and highly durable, it comes with a wide range of configurations and accessories to suit the unique needs of each work activity.

With a maximum load capacity of 600lb. and unrivaled versatility, it is the ideal companion to help you perform your daily tasks.



MATERIAL HANDLING CART

			RV-VM4200K109	
36"	24"	42"		
			2"	2
			3"	2
			5"	

- For moving parts and tools over long distances
- Sold non-assembled



MAINTENANCE CART

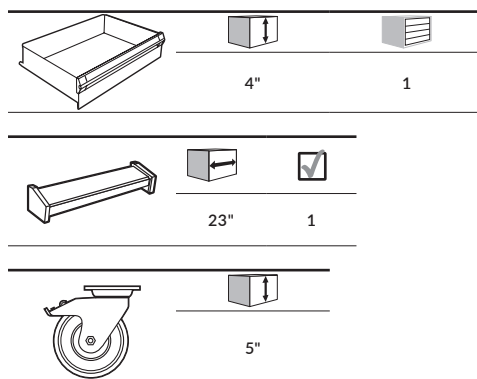
			RV-NH37A2X104L3B	
31"	21"	37"		
			3"	2
			4"	2
			3"	

- Sold assembled

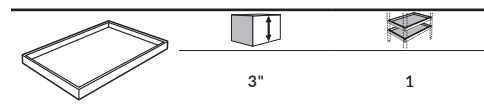


## PREPARATION AND CONTROL STATION

31"	21"	54"	MAX
Taper 40	7	NRVM-NH420103L3B	
Taper 50	5	NRVM-NH420105L3B	
HSK 50	10	NRVM-NH420143L3B	
HSK 63	7	NRVM-NH420144L3B	
50 KM	10	NRVM-NH420152L3B	
63 KM	7	NRVM-NH420153L3B	
	-	NRVM-NH4201L3B	
	0	NRVM-NH420100L3B	




- Includes utility panels and a document holder
- The inverted top shelf with protective polycarbonate top serves as a work surface
- Sold assembled



## SHELF ACCESSORIES


Non-Slip PVC Liner for Shelf



Protective Foam for Shelf



Tool Foam for Shelf



## DRAWER ACCESSORIES


PVC Drawer Liner



Protective Foam for Drawer



Tool Foam for Drawer



rousseau

## ROUSSEAU METAL INC.

Since 1950 Rousseau has been designing, engineering and manufacturing modular and industrial storage systems for a variety of markets. Our facilities, covering 254,000 square feet in total and equipped with cutting-edge technology, are a sign of our growth and vitality.

We offer complete and integrated solutions for all your storage needs: drawers for shelving and cabinets, industrial shelving, Mini-Racking, workstations, hutches, carts, toolboxes, and much more.





















Visit [www.rousseau.com](http://www.rousseau.com) for more information.

For more information, please contact your local distributor:


## COLORS

### STANDARD COLORS

The colors may differ slightly from those illustrated.

							
Avalanche Blue 055	Everest Blue 051	Classic Blue 052	Midnight Blue 057	Glossy Sapphire Blue 560	Glossy EverGreen 1025	Black 091	Beige 041
							
Frost White 061	Light Gray 071	Modern Gray 745	Charcoal Gray 072	Glossy Carbon Black 741	White 616	Sienna Orange 085	Glossy Yellow 208
							
Flame Red 081	Glossy Carmine Red 806	Glossy Cranberry Red 815	Glossy Black 902				

### HANDLE END CAPS

		
Black 031	Orange 021	Ocean Blue 011

## ROUSSEAU METAL INC.

105, avenue de Gaspé Ouest  
Saint-Jean-Port-Joli (Québec)  
G0R 3G0 CANADA

WEBSITE  
[rousseau.com](http://rousseau.com)

DISTRIBUTORS  
1.800.463.4271

DISTRIBUTORS ACCESS  
[e-rousseau.com](mailto:e-rousseau.com)

END USERS  
1.866.463.4270

CONFIGURATOR  
[MyModel-r.com](http://MyModel-r.com)

EMAIL  
[info@rousseau.com](mailto:info@rousseau.com)



Printed in Canada