

TRUCK EQUIPMENT

Fit many sizes of tires.
Hold mechanically, not by friction. Won't scoot.

Steel
Model No. WHC-HDS
Extra heavy duty



Cast Aluminum




Model No. WHC-HDA
Heavy duty

Model No. WHC-SDA
Standard duty

Model No.	W" x H" x D"	Weight	Material
WHC-SDA	6 x 7 x 9	4 lbs	Aluminum
WHC-HDA	8 x 9 x 11½	9 lbs	Aluminum
WHC-HDS	8 x 9 x 12	19 lbs	Steel

Wheel Chocks



Model WHC-XMR
Size: 8"W x 7½"H x 13"L Weight: 14 lbs
Rubber wheel chocks are designed to give maximum traction between tires and parking surfaces. Their resilient edges grip without cutting or gouging. This environmentally friendly wheel chock is moulded from 95% recycled rubber.

Caution Signs



WHC-RRP101

Standard and mirror image



WHC-RRP101M



Security Chain
Model No. WHC-ATC
Zinc plated 18' steel chain can be attached to chocks and building. Weight: 2¾ lbs

Convenient Wall Bracket for storage.
Model No. CWBS



TRAILER STABILIZING JACK

- Keeps tractorless trailers level while being loaded or unloaded
- Prevents accidents if wheel support collapses
- Stabilizes vehicle against load shifts
- Lowered height - 39½"
- Raised height - 51"
- Removeable 37½" positioning and ratcheting handle
- 8" diameter support pad
- 8" wheels
- 100,000 lbs supporting capacity each and 40,000 lbs lifting capacity
- Recommended use in pairs
- 1 year warranty

Model No. KH777



AUTO STAND TRAILER STABILIZING JACK

- Heavy gauge steel construction
- Large base pad (17" x 18½")
- Gas activated, self levelling system
- 10" diameter pneumatic rubber tires for easy handling
- Large trailer contact pad
- Capacity 100,000 lbs.

Model No. KH791



Cargo Bar and Hoop

Prevent cargo from shifting and damage. No permanent installation or adaptation required. Quick installation and removal. Replace expensive shoring or bulkheads.

Two-piece Cargo Bar is all aluminum 1½" square 14-gauge tubing that will not bend or give. Easy to operate and works well in freezing and wet conditions. 4" square rubber protected end pads keep bar in place. Adjusts from 89" to 105".

Cargo Hoop is constructed from galvanized steel and measures 24"W x 29"L. Expands the retention area to secure a large area of smaller boxes or cartons. Installation hardware is included. Comes in pairs.

Model No	Description	Wt/Lbs.
KH574	Aluminum Bar	17.0
KH575	Hoops	15.0

One-piece Cargo Bar adjusts from 89" to 105" long



Hoops come complete with installation hardware



DOCK LOADING LIGHTS & PALLET PULLERS


Swing Arm

Two piece "wide footprint" steel mounting bracket assures strong wall mount.

- Bronze bearings used at all rotating points
- Knuckle joint construction allows horizontal and vertical positioning, protects fixture from damaging blows
- 1 1/2" 14 gauge square steel tubing
- Baked on safety yellow finish

Model No.	Description	Weight
SDL-40	Extends 40 inches	16 lbs
SDL-60	Extends 60 inches	21 lbs
DL-WG6	Wire lamp guard	2 lbs

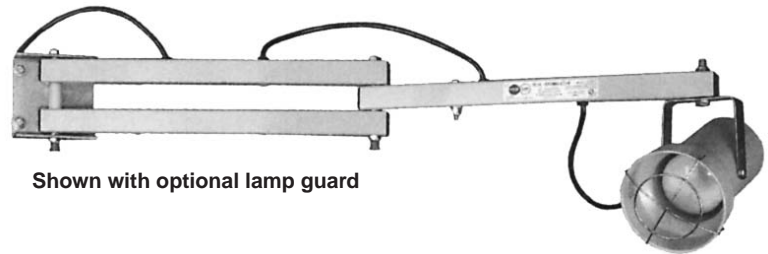
Bulbs extra



Double Strut

- Twin strut construction prevents sagging
- Bronze bearings used at all rotating points
- Adjustable pivot friction maintains intended position
- Spring loaded socket assures full lamp support
- 1 1/2" square 14 gauge steel tubing resists damage from impact
- Baked on safety yellow finish. Bulbs extra.

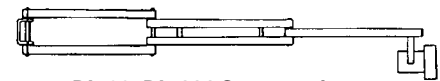
Model No.	Description	Weight
DL-24	Extends 24 inches	16 lbs
DL-40	Extends 40 inches	18 lbs
DL-60	Extends 60 inches	23 lbs
DL-90	Extends 90 inches	35 lbs
DL-114	Extends 114 inches	43 lbs



Shown with optional lamp guard



Wire Lamp Guard (DL-WG6)
Available...fits DL and SDL lights.



DL-90, DL-114 Construction

Pallet Puller

Safe: Used with chain and hook or cable and hook.

Positive: Special replaceable hardened teeth give positive grip in any pallet with soft or hard wood.

Light weight: Under 14 pounds, small enough to leave on fork lift or van.

Fast: One man operation. Pulls pallets straight or sideways to get pallets out of tight spots.

Inexpensive: Pays for itself in a short time.

Guaranteed: To pull any type of soft wood pallets loaded up to 2,000 lbs.


Size: 12" x 16"

Weight: 14 lbs.


The efficient way to unload pallets from trucks. Just insert...and pull.



Model No. PUL-1



Replacement teeth available.
Ask for Model No. PUL-1T



Unload vans and trucks in minutes !