


HEAVY DUTY ADJUSTABLE CANTILEVER RACKING

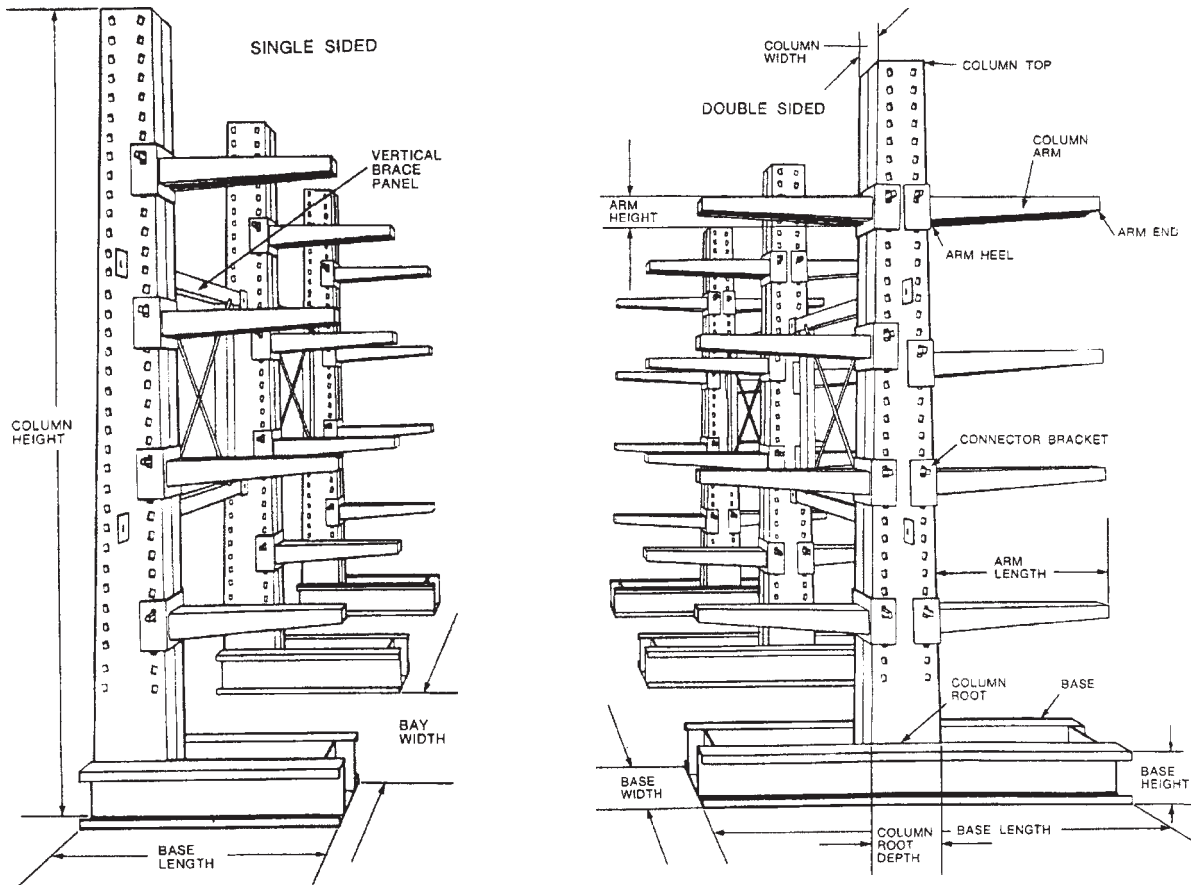


For Bar Stock, Pipe, Structurals, Tubing and other long items or where uninterrupted decking is required.

- Up to 16,000 pounds capacity per pair of arms.
- Column capacities up to 100,000 lbs per side.
- Single or double sided.



HEAVY DUTY ADJUSTABLE CANTILEVER RACKING



Easily assembled free-standing cantilever racking consists on only 3 basic components: single or double sided columns complete with base, arms with locking pins and vertical brace panels. Columns are tapered eliminating deflection and giving strength at the base of the column and root of the arms. Arms are all welded adjusting on 3" centres. All welded brace panels are one piece making assembly a snap.

Uprights

Single sided

Model No.	Ht. Ft.	Fits Arms	Cap. Lbs.	Wt. Lbs.
4SC8B2400	8	24"	13,100	189
4SC8B3600	8	36"	10,400	208
4SC8B4800	8	48"	8,600	226
4SC10B2400	10	24"	13,100	220
4SC10B3600	10	36"	10,400	239
4SC10B4800	10	48"	8,600	257
6SC12B2400	12	24"	13,600	251
6SC12B3600	12	36"	10,500	270
6SC12B4800	12	48"	8,600	288

Double sided

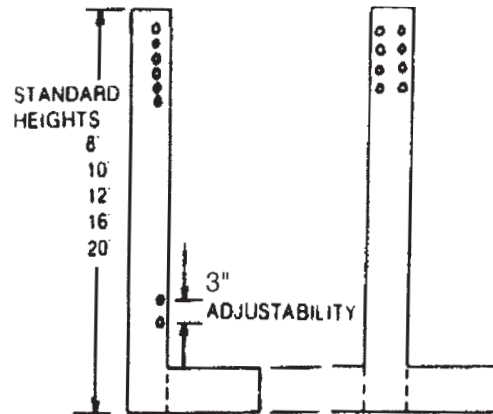
4SC8B2424	8	24"	26,200	228
4SC8B3636	8	36"	20,800	264
4SC8B4848	8	48"	17,200	301
4SC10B2424	10	24"	26,200	259
4SC10B3636	10	36"	20,800	296
4SC10B4848	10	48"	17,200	332
6SC12B2424	12	24"	27,200	290
6SC12B3636	12	36"	21,000	327
6SC12B4848	12	48"	17,200	364

Arms

Model No.	Cap. Lbs.	Wt. Lbs.
4SA24B	2442	18
4SA36B	1628	23
4SA48B	1221	28
4SA24B	2442	18
4SA36B	1628	23
4SA48B	1221	28
6SA24B	2445	19
6SA36B	1628	23
6SA48B	1222	28

Vertical Brace Panels

Model	For Columns	Width	Wt/Lbs.
4VBP36-45B	8' or 10'	36"	37
4VBP48-45B	8' or 10'	48"	43
4VBP60-45B	8' or 10'	60"	49
4VBP72-45B	8' or 10'	72"	55
6VBP36-45B	12'	36"	37
6VBP48-45B	12'	48"	43
6VBP60-45B	12'	60"	49
6VBP72-45B	12'	72"	55



Many other sizes and capacities available.