

# SAFETY STORAGE EQUIPMENT

## EAGLE GALVANIZED STEEL OILY WASTE CANS

- Offer fire safe temporary storage of solvent, waste rags, shavings and other materials subject to spontaneous combustion
- Available with foot lever or hand lift. Our triangular shape adds stability and saves space
- Fitting flush to the wall and features a vented bottom and are FM approved



MODEL #906FL      MODEL #910FL      MODEL #914FL      MODEL #921FL

Model No.	Capacity	Total Height	Weight
906-FL*	6 Gallons	18 <sup>3</sup> / <sub>4</sub> "	15 Lbs.
910-FL*	10 Gallons	21 <sup>3</sup> / <sub>4</sub> "	18 Lbs.
914-FL*	14 Gallons	23 <sup>3</sup> / <sub>4</sub> "	21 Lbs.
921**	21 Gallons	26 <sup>3</sup> / <sub>4</sub> "	21 Lbs.
921-FL***	21 Gallons	26 <sup>3</sup> / <sub>4</sub> "	28 Lbs.

\*Hand Lift & Foot Lever      \*\*\*Hand Lift, Foot Lever & Side Handles  
\*\*Hand Lift & Side Handles      All Waste Can Products FM approved

## SAFETY CANS

Designed to carry and transfer flammable liquids. Both units feature a spring loaded lid with an internal safety flame arrestor. 24 gauge terne plate steel cans available in type 1 or type 2 models. Type 1 has single pour spout for filling and emptying with spring loaded handle from 1 to 5 gallon capacity. Type 2 is equipped with a separate fill and flexible pour spout for transferring liquids. 1 and 2 gallon units have a 5/8" x 6" spout, 3 and 5 gallon, 1" x 12" spout. FM approved complies with OSHA Standards.



Cap. Gals.	Litres	Type 1		Type 2	
		Model No.	Wt. lbs.	Model No.	Wt. lbs.
1	3.8	WB100	5	WB200	6
1 IMP.	4.6	WB101	6	WB201	7
2	7.6	WB102	7	WB202	10
3	11.4	WB103	8	WB203	10
5	18.9	WB105	9	WB205	12
5 IMP.	22.7	WB106	10	WB206	12

## GAS CYLINDER TRUCKS

Two wheeled trucks move cylinders over rough surfaces easily. Continuous loop handle make manoeuvring simple. Convenient welded on tool tote tray keeps your tools organized. Each truck is equipped with a safety holding chain to keep cylinders safe. All trucks have rubber tired wheels.

### CC1-8SR

- Single Cylinder Cart
- Loop handle
- Heavy duty tubing construction
- Painted blue enamel
- Frame 10" wide x 44" overall height
- Weight 30 lbs.
- 8" solid rubber wheels

### CC4-8SR

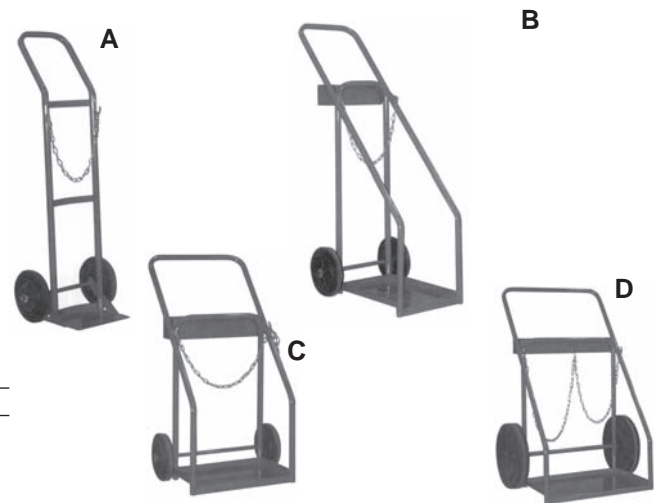
- Double Cylinder Cart
- Loop handle
- c/w tool tray
- Heavy duty tubing construction
- Painted blue enamel
- Frame 18<sup>1</sup>/<sub>2</sub>" wide x 37" overall height
- Weight 32 lbs.
- 8" solid rubber wheels

### CC3-8SR

- Dual Cylinder Cart
- Loop handle
- c/w tool tray
- Heavy duty tubing construction
- Painted blue enamel
- Frame 12" wide x 41<sup>1</sup>/<sub>2</sub>" overall height
- Weight 30 lbs.
- 8" solid rubber wheels

### CC5-14C

- Double Large Cylinder Cart
- Loop handle
- c/w tool tray
- Heavy duty tubing construction
- Painted blue enamel
- Frame 24<sup>1</sup>/<sub>2</sub>" wide x 42<sup>1</sup>/<sub>2</sub>" overall height
- Weight 48 lbs.
- 14" cushion rubber wheels



Item No.	Description	Size O/A	Wheel Dia.	Wt./lbs
A. CC1-8SR	Single cylinder cart	10"W x 44"H	8"	30
B. CC3-8SR	Dual cylinder cart	12"W x 41 <sup>1</sup> / <sub>2</sub> "H	8"	30
C. CC4-8SR	Double cylinder cart	18 <sup>1</sup> / <sub>2</sub> "W x 37"H	8"	32
D. CC5-14C	Double large Cylinder cart	24 <sup>1</sup> / <sub>2</sub> "W x 42 <sup>1</sup> / <sub>2</sub> "H	14"	48

## GAS CYLINDER STORAGE CABINETS

Storage cabinets give safe, tamper proof storage for gas cylinders. Constructed of 2" x 2" welded wire mesh sides and tops, 14 ga. reinforced door, padlock hasp, 1<sup>1</sup>/<sub>2</sub>" solid angle frames, and legs are pre-drilled for floor anchoring. Painted safety yellow.

### A. GS-6




- Gas Cylinder Storage Unit
- Six cylinder capacity
- 1<sup>1</sup>/<sub>2</sub>" solid angle frames
- 2" x 2" welded wire mesh sides and top
- 14 ga. reinforced floor
- C/w hasp for lock
- Legs pre-drilled for floor anchoring
- Painted safety yellow
- Frame size; 42<sup>1</sup>/<sub>2</sub>" wide x 25<sup>1</sup>/<sub>2</sub>" deep x 37" high
- Weight 110 lbs.

### C. GS-20

- Gas Cylinder Storage Unit
- Twenty cylinder capacity
- 1<sup>1</sup>/<sub>2</sub>" solid angle frames
- 2" x 2" welded wire mesh sides and top
- 14 ga. reinforced floor
- C/w hasp for lock
- Legs pre-drilled for floor anchoring
- Painted safety yellow
- Frame size; 65" wide x 38" deep x 72" high
- Weight 400 lbs.

### B. GS-10

- Gas Cylinder Storage Unit
- Ten cylinder capacity
- 1<sup>1</sup>/<sub>2</sub>" solid angle frames
- 2" x 2" welded wire mesh sides and top
- 14 ga. reinforced floor c/w hasp for lock
- Legs predrilled for floor anchoring
- Painted safety yellow
- Frame size; 33" wide x 38" deep x 72" high
- Weight 270 lbs.



Code No.	Description	Size O/A	Wt.
A. GS-6	6 cylinder capacity	42 <sup>1</sup> / <sub>2</sub> "W x 25 <sup>1</sup> / <sub>2</sub> "D x 37"H	110
B. GS-10	10 cylinder capacity	33"W x 38"D x 72"H	270
C. GS-20	20 cylinder capacity	65"W x 38"D x 72"H	400