

# CUSTOM METAL LOCKERS




**Metric specializes in lockers of any size or type.**

- Single tier
- Double tier
- Triple tier
- Lockerette
- Portoclub
- 2 in 1
- Ventilated
- 16 standard colours

**Materials**

- Frames 16 ga CRS
- Door 20 ga CRS
- Shelves 24 ga CRS
- Bodies 24 ga CRS
- Coat Hooks: Nickel plated
- Recessed padlock handles on all doors




**Locker Room Benches**

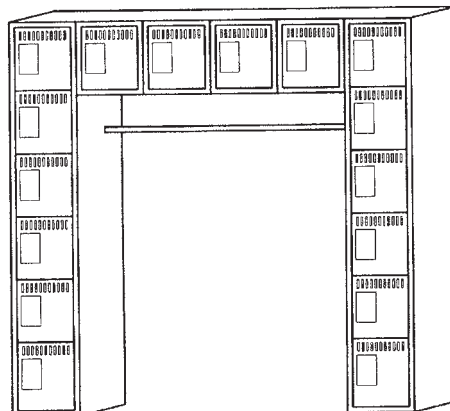
A necessity for any locker room, these benches are available in a laminated hardwood bench (featuring grey steel legs that can be used freestanding, or bolted to the floor), or an all welded steel bench with grey or beige enamel finish.

Model No.	Type	Dimension W" x L" x H"	Wt. Lbs.
366*	Steel	12 x 72 x 17	35
B1048	Wood	9 1/2 x 48 x 16 1/2	23
B1072	Wood	9 1/2 x 72 x 16 1/2	31
B1096	Wood	9 1/2 x 96 x 16 1/2	39

\*Specify colour: Grey or Beige



**Archette**




**16 Door Archette**

An archette is ideal for areas where there is not much space. It will provide lockable storage for 16 people and a bar for hanging garments. Each compartment is 12"W x 18"D x 12"H and includes a padlock hasp. Overall dimensions: 72"W x 18"D x 72"H.

Model No.	Doors	Wt/Lbs
ARC1612	16	123
ARC1512	15	116

**Combination Padlocks**



**Dudley RP3BL Specifications:**

Diameter: 1 7/8", Height: 3"  
Automatic locking. Heavy brass, nickel plated case. Solid steel, nickel plated shackle. Black figures on nickel plated dial.